



**Directorate of Maharashtra Fire Services**  
Maharashtra Fire Services Academy

**INDUSTRIAL FIRE DRILL COMPETITION (Amended 2019)**  
ORGANISED BY DIRECTORATE OF MAHARASHTRA FIRE SERVICES

**RULES, PENALTIES AND TROPHIES/SHIELDS :**

In the industrial Fire Drill Competition the following Four Events are included. Any Industry can participate in this Competition. The Officers, Staff workers, administrative staff or any other personnel working in the Industry, Administrative Establishment, Hotel or any other occupancy can participate in this competition.

The Events of the Competition are considered giving due consideration to the Fire Fighting Equipment to be used or handled by the employee/member concerned, in case of Fire Emergency.

The following events are included in the Competition:

**EVENTS :**

- 1. Two man Fire Extinguisher cum Hose Reel Drill for Female**
- 2. Two man Fire Extinguisher cum Hydrant Drill for Male**
- 3. Kitchen Fire Drill for Female.**
- 4. Four men two part Hydrant Drill with Team Leader / In-charge (Open Category).**

**NOTE :**

1. The general rules as mentioned in Annexure I is applicable for all participants.
2. For Over all **“Best Performance of the Team”**, all events shall be taken into consideration and markings / grading shall be done as given in Annexure I of this rules
3. For **“Best In-charge Female in Industrial Drill Competition”** Event No. 01 & 03 shall be taken into consideration and markings / grading shall be done as given in Annexure I of this rules
4. For **“Best In-charge Male in Industrial Drill Competition”** Event No. 02 & 04 shall be taken into consideration and markings / grading shall be done as given in Annexure I of this rules

=====

## EVENT NO. 1 : TWO MAN FIRE EXTINGUISHER CUM HOSE REEL DRILL FOR FEMALE

This event will be contested by the Two Participant of each team. The team clocking best minimum timing will be awarded First position and next two best performances will be position at Second and Third.

### EQUIPMENT

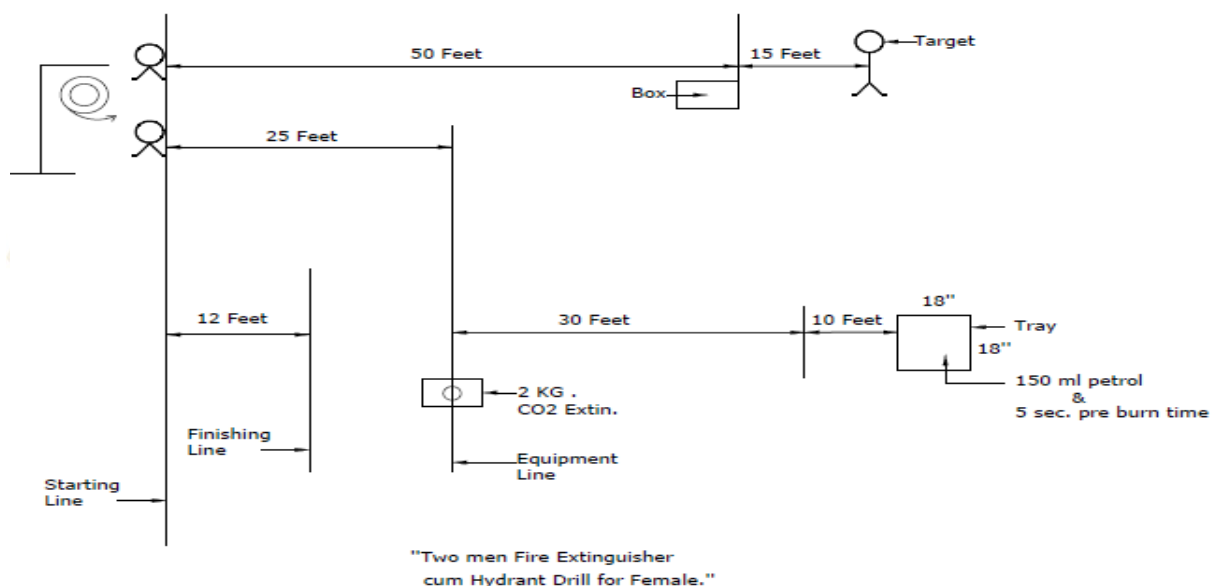
- 1 X 2 Kgs. of Co2 Extinguisher Valve Type (Ceasefire or other such make) as per IS 15683 (Squeeze Grip Type not allowed).
- Hose Reel Hose (placed before starting line – provided by organizer)

### DRILL

Both the female participant will be on starting line. On blowing of the whistle, one of the female participants runs 25 ft. to the equipment line. She collects the 2 Kgs. Co2 extinguisher runs 30 ft. **where the operating box will be there. She shall remove the pin and operate the extinguisher in the said "operating Box" and then put out the petrol fire in the tray (18 X 18) kept at 10 feet distance from the operating box.** She then runs with the extinguisher to the starting line. The extinguisher must be closed before reaching the starting line and close the small valve of the hose reel drum.

At the same time, i.e at the blowing of the whistle, the second female participant will open the small valve and pull the hose 50 ft Open the hose reel nozzle with at least one foot inside the box and hit the target which will be about 15 ft. from the box. After hitting the target the participant will close nozzle and return to the hose reel and place the hose reel nozzle near the hose reel stand (after the starting line) and cross the finishing line which will be approximately at 12 feet in the direction of target.

The judge will blow the whistle on completion of the drill.



For all female taking part in this drill, 150ml. Petrol will be poured in the tray and will have 5 seconds pre burn period before blowing the starting whistle.

**Judge's Side:** There will be two sided of the drill event. One side include the extinguisher part and another include the hose reel part. Each judge will be deputed to judge the performance of each side separately. There will be one more judge to blow the whistle, record the total timing of the event and will act as supreme Referee.

The whistle will be blown twice, starting and finishing. The decision of the referee will be final.

**NOTE :** Organizer of the drill events will not be responsible for any injury to the participant or damage to the equipment whatsoever.

### PENALTIES FOR EVENT NO. 01

Sr. No.	Particulars	Seconds
<b>A)</b>	<b>General Part</b>	
i)	Starting before the whistle	05
ii)	Falling of helmet or any other uniform article during the drill	02 per article
iii)	Failing to replace helmet or any other uniform article, before reaching the finishing line/before final whistle.	02 per article
iv)	Falling off extinguisher or any extinguisher parts (except for safety pin)	05 per part
v)	Rough/improper handling of equipment	02 sec per eqpt
vi)	Opening hose reel small valve before starting whistle	02
vii)	Opening hose reel nozzle valve before starting whistle	02
<b>B)</b>	<b>Fire Part</b>	
i)	Failing to remain in the operating box and operating the extinguisher (operating include removing the pin, operating the valve)	02 for removing pin before the operating box 05 operating the valve
ii)	Failing to remain in the operating square while fighting the fire / knocking the target (i.e. over-stopping or crossing the square line while fighting fire/knocking the target)	5 per fault
iii)	Failing to close the extinguisher completely / partly before closing the small valve	05
iv)	Dispersing fuel (burning petrol) while extinction	10
v)	Failing to place the extinguisher, hose reel nozzle near the hose reel stand	02
vi)	Failing to close hose reel valve completely	02
vii)	Failing to extinguish fire	Disqualified
viii)	Failing to hit target by hose reel hose jet	Disqualified

## EVENT NO. 2 : TWO MAN FIRE EXTINGUISHER CUM HYDRANT DRILL FOR MALE

This event will be contested by the **Two Participant** of each team. The team clocking best minimum timing will be awarded First position and next two best performances will be position at Second and Third.

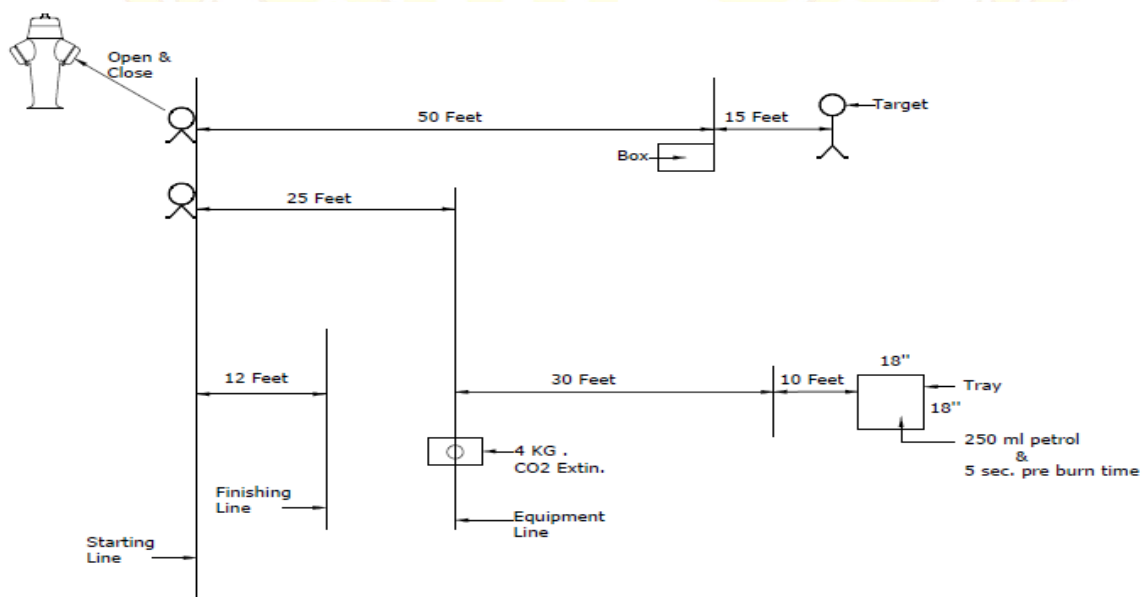
### EQUIPMENT

- 1 x 4 Kgs. of ABC Type Stored Pressure-Squeeze Grip type (Ceasefire or other such make) extinguisher as per IS 15683
- Hydrant Post (placed before starting line – provided by organizer)
- Length of performance hose (1 X 50 ft.)
- Branch with 5/8" Aluminium Nozzle

### DRILL

Both the male participant will be on starting line. On blowing of the whistle, one of the male participants runs 25 ft. to the equipment line. He collects the 4 Kgs. ABC Type extinguisher and runs 30 ft. **where the operating box will be there. He shall remove the pin and operate the extinguisher in the said "operating Box" and then put out the petrol fire in the tray (18 X 18) kept at 10 feet distance from the operating box.** He then runs with the extinguisher to the starting line. The extinguisher must be closed before reaching the starting line and open the hydrant valve of the hydrant stand post. (he should ensure that branch is connected).

At the same time, i.e at the blowing of the whistle, the second male participant will connect the delivery hose to the landing valve (Hydrant post outlet) and open (uncoil) the delivery hose up to 50 ft. He will then connect the branch and with at least one foot inside the box hit the target which will be about 15 ft. from the box.



"Two men Fire Extinguisher cum Hydrant Drill for Male."

Once the target is hit, then first participant (extinguisher person) shall close the valve. Second person after hitting the target then disconnect the branch and coils the hose (No need to do under running or removing water. Coupling can be removed by extinguisher man). He shall then place the hose and branch near the hydrant stand post (after the starting line) and cross the finishing line which will be approximately at distance of 12 feet in the direction of the target.

The judge will blow the whistle on completion of the drill.

For all male taking part in this drill, 250ml. Petrol will be poured in the tray and will have 5 seconds pre burn period before blowing the starting whistle.

**Judge's Side:** There will be two sided of the drill event. One side include the extinguisher part and another include the hydrant part. Each judge will be deputed to judge the performance of each side separately. There will be one more judge to blow the whistle, record the total timing of the event and will act as supreme Referee.

The whistle will be blown twice, starting and finishing. The decision of the referee will be final.

**NOTE ; Organizer of the drill events will not be responsible for any injury to the participant or damage to the equipment whatsoever.**

#### PENALTIES FOR EVENT NO. 02

Sr. No.	Particulars	Seconds
<b>A)</b>	<b>General Part</b>	
i)	Starting before the whistle	05
ii)	Falling of helmet or any other uniform article during the drill	02 per article
iii)	Failing to replace helmet or any other uniform article, before reaching the finishing line/before final whistle.	02 per article
iv)	Falling off extinguisher or any extinguisher parts (except for safety pin)	05 per part
v)	Rough/improper handling of equipment	02 sec per equipment
<b>B)</b>	<b>Fire Part</b>	
i)	Failing to remain in the operating box and operating the extinguisher (operating include removing the pin, operating the valve)	02 for removing pin before the operating box 05 operating the valve
ii)	Failing to remain in the operating square while fighting the fire / knocking the target (i.e. over-stopping or crossing the square line while fighting fire/knocking the target)	5 per fault
iii)	Failing to close the extinguisher completely / partly before opening the hydrant valve	05
iv)	Dispersing fuel (burning petrol) while extinction	10
v)	Failing to place the extinguisher, hose and branch near the hydrant stand	02
vi)	Failing to close hydrant valve completely	02
vii)	Failing to extinguish fire	Disqualified
viii)	Failing to hit target by hose jet (by branch)	Disqualified

### EVENT NO.3 : ONE MAN KITCHEN FIRE DRILL FOR FEMALE

This event is an individual event for female with maximum of two female participants from each team. The participant (individual) completing the event in Best minimum timing will be awarded First position and next two best performances will be declared at Second and Third position.

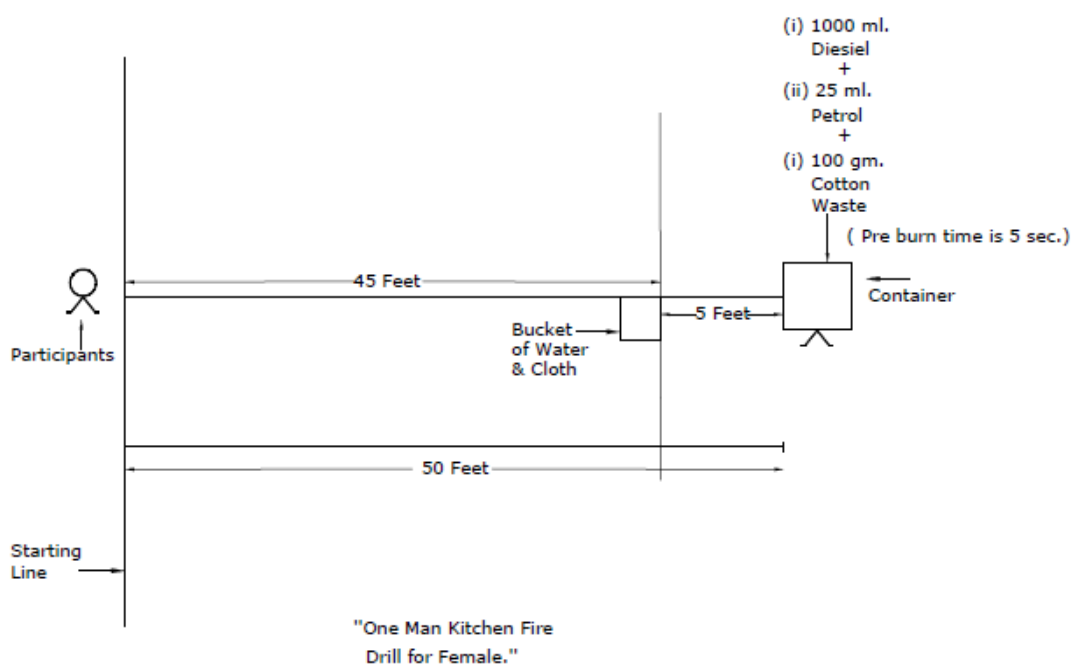
#### EQUIPMENT

- 1 X 10 Lit. Capacity container
- 1 No. Cloth size 2 ½ " X 2 ½ "
- 1 bucket water
- 1 wooden stool
- (All above equipment provided by Organizer)

#### DRILL :

Each female participants as per their sequences of order will be standing on the starting line at a distance of 50 ft. On blow of starting whistle, the participant will run from starting line towards the bucket of water which will be kept at distance of 45 feet from the starting line, pick up the cloth and dip it in the water and taking full protection including fingers shall cover the fire container and extinguish the fire. Thereafter participant will return to the starting line. (the fire container shall be kept at distance of 5 feet from the bucket)

The judge will blow the whistle on completion of the drill.



For all female taking part in this drill, 150ml. Petrol will be poured in the tray will be poured in the container already having cotton waste (100gm) and will have 5 seconds pre burn period before blowing the starting whistle.

**Judge's Side** : There will be two sided of the drill event equipment side (rear side) and fire side (front side) for the judges. One judge will be deputed to judge the performance at each side separately. There will be one more judge to blow the whistle, record the total timing of the event and will act as supreme referee.

The whistle will be blown twice, starting and finishing.

The decision of the referee will be final.

**NOTE** ; Organizer of the drill events will not be responsible for any injury to the participant or damage to the equipment whatsoever.

### **PENALTIES FOR EVENT NO. 03**

<b>Sr. No.</b>	<b>Particulars</b>	<b>Seconds</b>
<b>A)</b>	<b>General Part</b>	
i)	Starting before the whistle	05
ii)	Falling of helmet or any other uniform article during the drill	02 per article
iii)	Failing to replace helmet or any other uniform article, before reaching the finishing line/before final whistle.	02 per article
<b>B)</b>	<b>Fire Part</b>	
i)	Finger not protected while extinguishing the fire	05
ii)	Dispersing fuel (burning petrol) while extinction	10
iii)	Falling off equipment (bucket, cloth etc.)	05
iv)	Falling off fuel tray/stand while extinguishing the fire	Disqualified
v)	Failing to extinguish fire	Disqualified

## EVENT NO.4 : FOUR MEN TWO PART HYDRANT DRILL WITH TEAM LEADER (OPEN CATEGORY)

This is team event consist of four members from each team. As this is open category, there is no limit as to how many male or female should be there including team leader. But at no time, there shall be more than 04 participants excluding team leader. The team clocking the minimum timing will be declared winner of the event and next two best performances will be declared at Second and Third position.

### EQUIPMENT

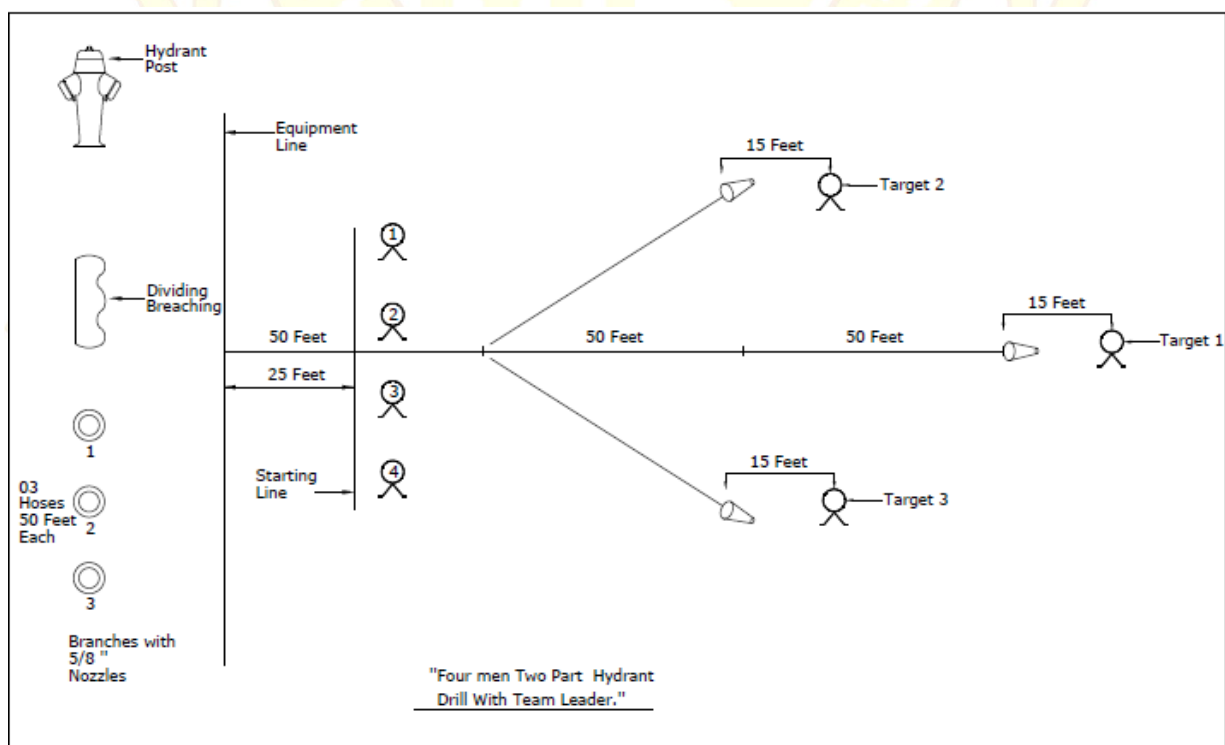
- Lengths of hose (3 X 50 ft.)
- Dividing breaching (Control / Uncontrolled) (Gun metal)
- Branches with 5/8" nozzle

### DRILL :

Equipment to be placed behind equipment line either side of the hydrant stand / post. participants to stand at distance of 25 ft. on the starting line, facing hydrant. The main referee will blow whistle to commence drill, followed by the team leader giving subsequent orders by whistle as indicated below but he is not permitted to give any other assistance to his team.

### Part I

As soon as Referee blows the whistle, three length of hose shall be laid making "one Single line" (03 x 50 ft), shall connect the branch and target shall be hit (strike the target -01 No.). Water can be turned "On" at any time after the starting whistle and once the target is hit, team leader will give the desired signal (whistle / flag / shout or whatever method as pre determined by them. Referee will have no role in this). Thereafter, Part II of the drill will resume.





## **Part II**

As soon as Team Leader gives the signal (after striking of the target), shall disconnect branch, roll up last (first two hose from the target) 2 X 50 ft. lengths of hose connect dividing breaching at one length of hose (first hose from the hydrant) and make two lines (divide), connect branches (02 Nos) and then strike the target (02 Nos). Once the target is hit, participants start rolling up all 3 hoses (Make Up) and keep on the hydrant lines at which point the official starter will blow final whistle. The drill ends when all equipments (3 hoses, dividing breaching and branches) are kept on the hydrant line.

### **IMP NOTES :**

One of the participants shall (must) manage hydrant post at all time and shall not leave unattended at any time. Though he can "On" the valve at any time after starting whistle but then all due care to be taken to ensure that branch has been connected before turning the water "On".

Hoses must be completely rolled for immediate reuse after Part I (relaxation of 3 feet may be permitted) and at the end of the drill it shall be rolled completely. Hoses must not be partially rolled, nor flaked or dragged towards equipment line.

Hoses could be rolled using lugs. First man can hit both the target but the second person should open the hose, connect the branch and then disconnect it.

There will be three judges and one referee to blow the whistle.

Referee will blow the whistle (starting and finishing), record the total timing of the event and will act as supreme referee.

Referee's decision will be final.

There will be three sides of

- (a) Hydrant side
- (b) Fire side (left)
- (c) Fire side (right)

**NOTE :** Organiser of the drill events will not be responsible for any injury to participant or damage to the equipment whatsoever.

### PENALTIES FOR EVENT NO. 04

Sr. No.	Particulars	Seconds
<b>A)</b>	<b>General Part</b>	
i)	Starting before the whistle	05 sec
ii)	Falling of helmet or any other uniform article during the drill	02 sec per article
iii)	Failing to replace helmet or any other uniform article, before reaching the finishing line/before final whistle.	02 sec per article
iv)	Dropping off equipment (branch, coupling etc.)	05 sec per equipment each time
v)	Rough/improper handling of equipment	02 sec per equipment
	Missing the gears on the ground	05 sec per gears
<b>B)</b>	<b>Fire Part</b>	
i)	Only in the Part I, failing to remain in the operating square while fighting the knocking the target (i.e. over-stopping or crossing the square line while knocking the target)	05 sec
ii)	Leaving hydrant unattended after water is turned on	05 sec
iii)	Team leader, giving signal/whistle for next part before previous part is completed	05 sec
iv)	Not placing breaching with lugs uppermost	02 sec
v)	Starting to unroll hose before reaching the marked line (dividing breaching) before it is accepted by the colleague or coupled	05 sec per connection
vi)	Hose crossing either side of the breaching (overlapping of hose after connection)	02 sec
vii)	Second person failing to open entire length of hose and then connecting the branch and disconnecting in case first person hits both the target	05 sec
viii)	Rolling the hose improperly (i.e. with coils protruding out)	05 sec per hose
ix)	Filing to hit target (Any one of the Three Targets)	Disqualified
x)	Branch man knocking down second target before his Disqualified own target is knocked	Disqualified
xi)	Team leader assisting in any event other than signal	Disqualified

## ANNEXURE - I

01. **Awards, Trophies, Shields and Certificates**  
The winners of the events at the first, second and third positions will be awarded with certificates, Trophies and Shields as per the norms and rules of the Competitions.
02. **“Best In-charge Male in Industrial Drill Competition”** This is an individual award. The male participating in the event 2 & 4 and having individual best performances will be judged and will be declared winner of this prize.
03. **“Best In-charge Female in Industrial Drill Competition”**: This is an individual award. The female participating in the event 1 & 3 and having individual best performances will be judged and will be declared winner of this prize.
04. The Team scoring total highest marks of all the events shall be declared **“Overall Best Performance of the Team in Industrial Drill Competition” and shall be awarded with “Trophy”**.

### **GRADING / MARKING SYSTEM**

For all the events, following marking will be given to adjudge “Best in-charge, Best Male Performer, Best Female Performer & Overall Best Performance of the Team” in Industrial Drill Competition.

Winner	50 Mks
Runner Up	45 Mks
2 <sup>nd</sup> Runner Up	40 Mks
4 <sup>th</sup>	35 Mks
5 <sup>th</sup>	30 Mks
6 <sup>th</sup>	25 Mks
7 <sup>th</sup>	20 Mks
8 <sup>th</sup>	15 Mks
9 <sup>th</sup>	10 Mks
10 <sup>th</sup>	05 Mks
All other Participants	02 Mks
Absent Participant	00 Mks



**Directorate of Maharashtra Fire Services**  
Maharashtra Fire Services Academy

**General Instructions (Amended 2019)**

01. Team having an in-charge official nominated by the team, who may be a member of it and will be responsible for the team. He will be the only person permitted to raise objections and may protest of behalf of the same.
02. Any objection or protest must be made to the recover immediately following the competition of the drill.
03. Penalties will be imposed from any infringement shown on the list of penalties.
04. In the event of any mechanical fault developing on the pump or any fault resulted on the part of organizer or referee, which in the opinion of the judges is not due to neglect or mistake on the part of the competitions, re-run will be allowed.
05. Dress will be protective helmet, knee length rubber boots (Gum Boot) or safety shoe, boiler suits and web belt / leather belt. No Casual or any other kind of company dress, whatso ever provided by company other than mentioned herein such as Track suits, T-Shirt, Shirt, Sports Shoes will not be permitted including for ladies/female participant).
06. Hydrant will be stand post type with wheel type screw-down valves. Butterfly type lug will be used.
07. Pressure release couplings on hose will not be allowed. Brach pipes will be short standard pattern with the 5/8" nozzle.
08. The pre burn timing will be as decided for each event.
09. For all the hydrant drill events and hydrant pressure shall not exceed 5 bars.
10. Judges decision will be treated as final.
11. Revision or change in any instructions mentioned herein above remains in the authority of Organizer with pre-intimation to the participants.